



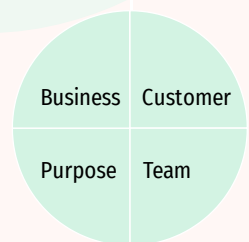
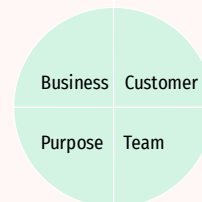
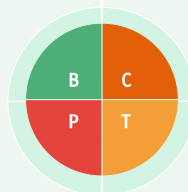
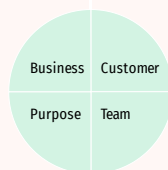
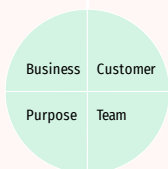
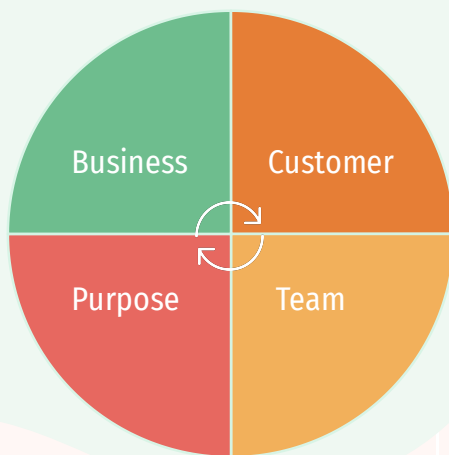
# Your Wyseway questionnaire results

Below you will see the alignment of your company based on 4 key pillars: purpose, team, business and customer, represented by the ball icon - our Powerball - which we'll explain on the next page. It's important to note here the size of your Powerball in comparison to the optimum size shown by the ball on the

left. The table at the bottom shows your company's overall growth phase and then the growth phase of 3 key elements that support your business growth. Over the following pages, we will explore what both sets of results mean.

## 80% total alignment

This indicates the strength of your Powerball based on the alignment of the 4 pillars



Forming

Survival

Establishing ground

Seeing success

Keeping growth

Company growth phase

Organisational structure

Value creation process

Decision-making